


**STOP+flex**  
FOR PRESSURE HOSES

**SISTEMA DI TRATTENIMENTO PER TUBI  
FLESSIBILI IN PRESSIONE**

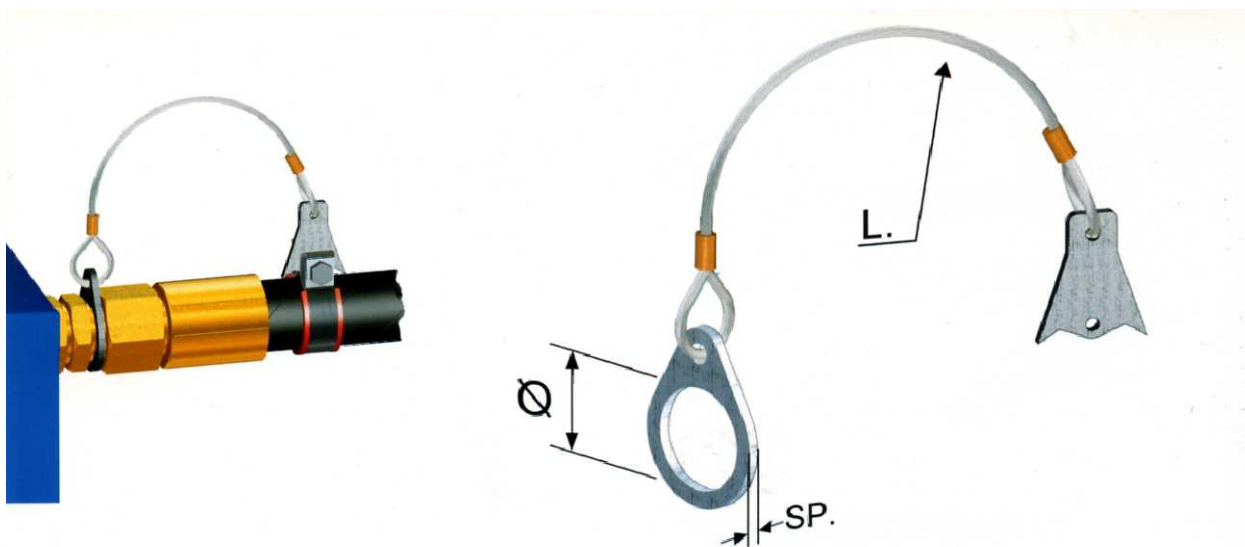
**RETAINING SYSTEM  
FOR PRESSURE HOSES**



ISO 4413 TRASMISSIONI IDRAULICHE  
REGOLE GENERALI RELATIVE AI SISTEMI  
"Se la rottura di una tubazione flessibile  
costituisce rischio, questa deve essere trattenuta  
o schermata"

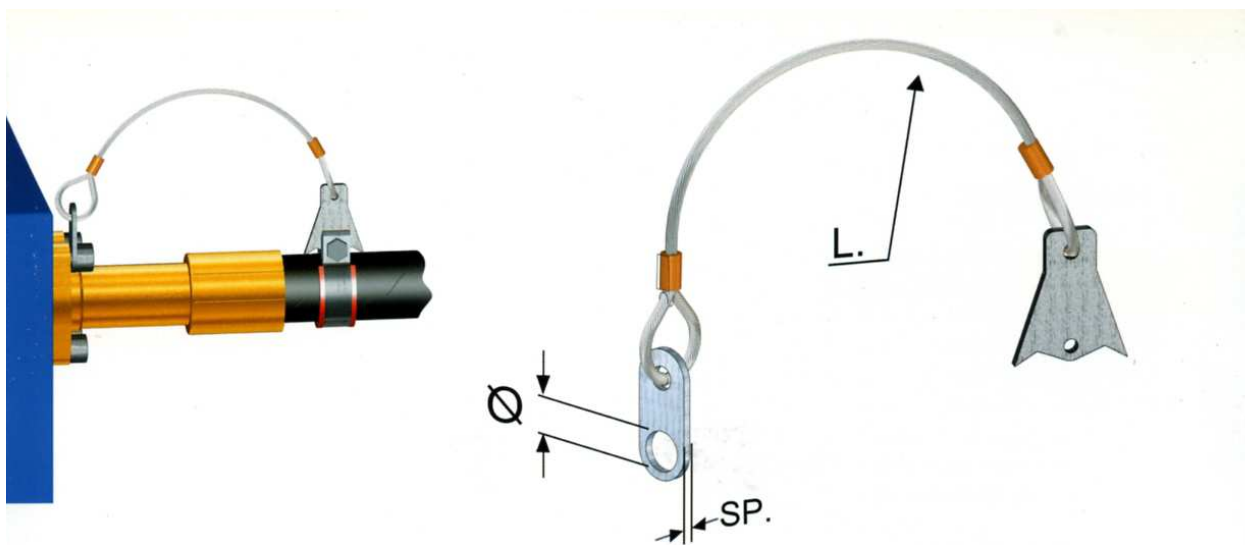
ISO 4413 HYDRAULIC FLUID POWER  
GENERAL RULES RELATING TO SYSTEMS  
"If the failure of a hose assembly constitutes  
a whiplash hazard, the hose assembly shall  
be restrained or shielded"





## ELEMENTI DI TENUTA PER NIPPLI O RACCORDI SECONDO NORME DIN 2353 RETAINING SYSTEM FOR NIPPLES OR FITTINGS ACCORDING TO DIN 2353


CODICE / CODE	Ø mm	SP. mm	L. mm	N. Pezzi N. pieces	Piastrina incisione Gripping Plate
STOPFUDIN 145 CONF	14.5	2.5	300	10	
STOPFUDIN 17 CONF	17	2.5	300	10	
STOPFUDIN 185 CONF	18.5	2.5	300	10	
STOPFUDIN 205 CONF	20.5	2.5	300	10	
STOPFUDIN 225 CONF	22.5	2.5	300	10	
STOPFUDIN 245 CONF	24.5	2.5	300	10	
STOPFUDIN 265 CONF	26.5	2.5	300	10	
STOPFUDIN 305 CONF	30.5	3	300	10	
STOPFUDIN 34 CONF	34	3	450	5	
STOPFUDIN 365 CONF	36.5	3	450	5	
STOPFUDIN 425 CONF	42.5	3	450	5	
STOPFUDIN 455 CONF	45.5	3	450	5	
STOPFUDIN 49 CONF	49	3	450	5	
STOPFUDIN 525 CONF	52.5	3	450	5	
STOPFUDIN 60 CONF	60	3	450	5	

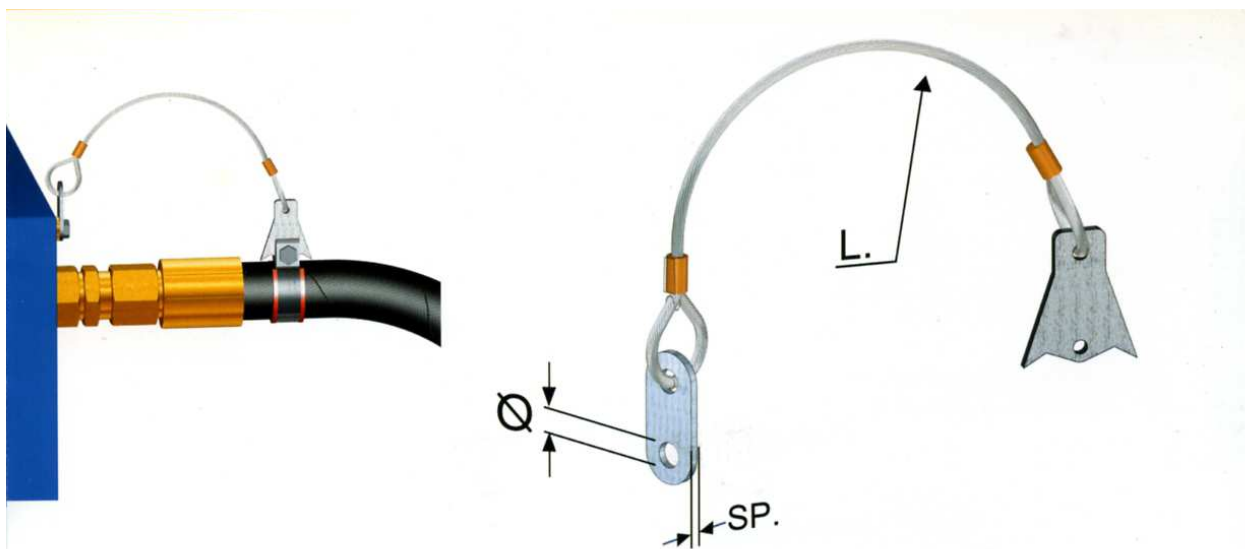


**ELEMENTI DI TENUTA PER FLANGE SAE 3000 E SAE 6000 SECONDO NORME SAE J518**  
**RETAINING SYSTEM FOR SAE 3000 AND SAE 6000 FLANGES ACCORDING TO SAE J518 NORMS**

CODICE / CODE	Ø mm	SP. mm	L. mm	N. Pezzi N. pieces	Piastrina incisione Gripping Plate
STOPFUSAE 085 CONF	8.5	4	450	10	
STOPFUSAE2 105 CONF*	10.5	4	450	10	
STOPFUSAE 105 CONF	10.5	4	450	5	
STOPFUSAE 125 CONF	12.5	4	450	5	
STOPFUSAE 145 CONF	14.5	4	450	5	
STOPFUSAE 165 CONF	16.5	4	450	5	
STOPFUSAE 205 CONF	20.5	4	450	5	


\* Applicazioni con flange SAE 3000 per tubi da 3/4" - Applications with SAE 3000 flanges for hoses 3/4"



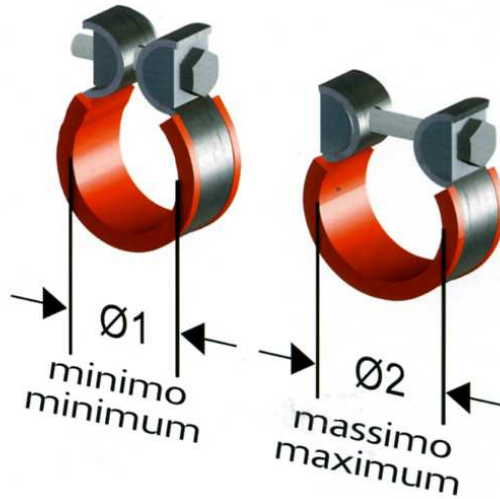


## ELEMENTI DI TENUTA PER IMPIEGHI VARI RETAINING SYSTEM FOR VARIOUS USES

CODICE / CODE	Ø mm	SP. mm	L. mm	N. Pezzi N. pieces	Piastrina incisione Gripping Plate
STOPFUVARIE CONF	13	4	450	5	







## FASCETTE STOPFLEX PER TUBO FLESSIBILE STOPFLEX HOSE BANDS

CODICE / CODE	Ø 1 mm	Ø 2 mm	N. Pezzi N. pieces
STOPFA2 2224 CONF	14	17	20
STOPFA 2224 CONF	18	20	20
STOPFA 2527 CONF	21	23	20
STOPFA 2830 CONF	24	26	20
STOPFA 3133 CONF	27	29	20
STOPFA 3436 CONF	30	32	20
STOPFA 3739 CONF	33	35	20
STOPFA 4043 CONF	36	39	10
STOPFA 4447 CONF	40	43	10
STOPFA 4851 CONF	44	47	10
STOPFA2 4851 CONF*	44	47	10
STOPFA 5255 CONF	48	51	10
STOPFA 5660 CONF	52	56	10
STOPFA 6165 CONF	57	61	10
STOPFA 6670 CONF	62	66	10
STOPFA 7177 CONF	67	73	10
STOPFA 7682 CONF	72	78	10

\* Fascetta più larga per tubi ad alta pressione

\* Larger band for high pressure hoses

N.B. = I diametri riportati in tabella sono indicativi, è possibile che al serraggio delle fascette questi varino leggermente.

Diameters have to be considered as indicative. They could slightly change when bands are tightened